

SEWING MACHINE ORNAMENT


free template

by @tashacouldmakethat



Follow the tutorial on YouTube:

<https://www.youtube.com/watch?v=wnvqDfxroG4>

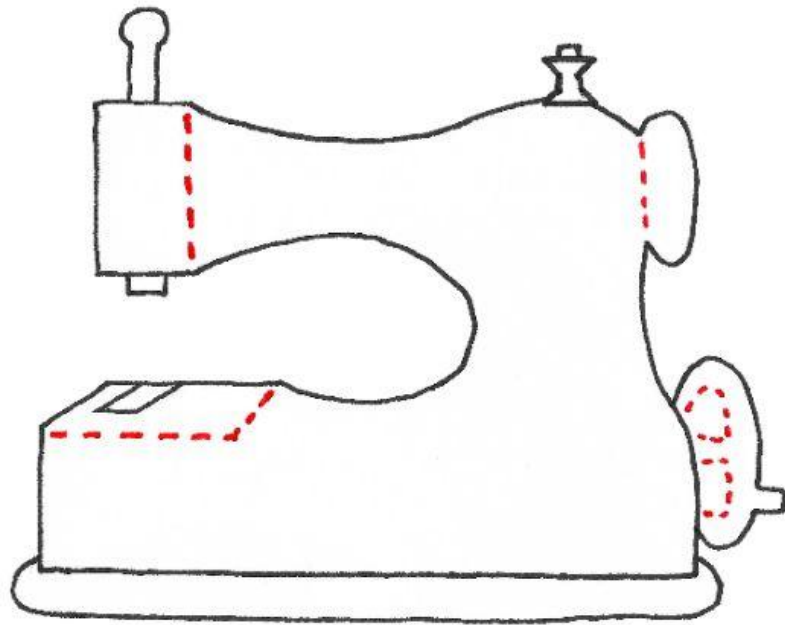


If you enjoy this project, consider leaving me a
tip on Ko-Fi → [link](#)

Thanks! 😊

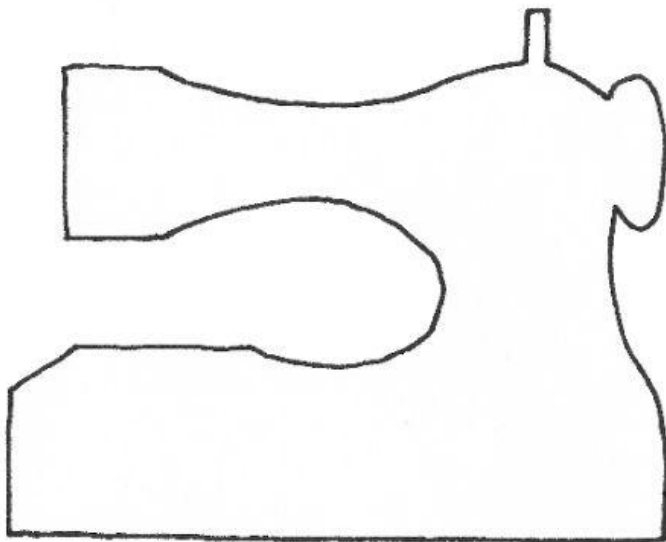


For personal use only



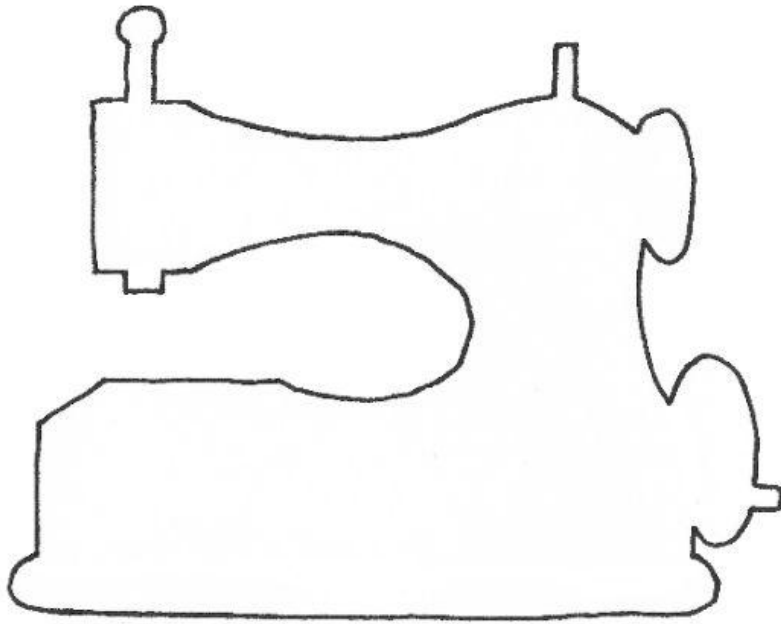
approx. 4" / 10cm wide
(print to scale as desired)

**Use the red
dashed lines
as a guide for
embroidering
on the front**



FRONT

**Cut 1 in
main color
felt**




BACK

Cut 1 in
main color
felt



ACCESSORY ITEMS



Cut 1 of each
shown in
contrast color
color felt